
































































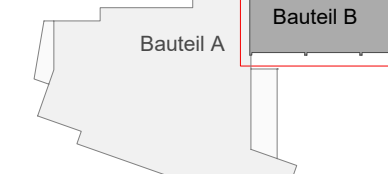

— Sichtbeton-Wandpaneele
— Sichtbeton-Wandpaneele nicht brennbar (A2-s1d0)

LEGENDE:			
	Neu		Neu
	Stahlbeton Bestand		Stahlbeton Neu
	Mauwerk Bestand		Haftgefälle Neu
	Trockenbau Bestand		Mauwerk Neu
			Trockenbau Neu
			Wand Kern
			Dämmung Neu
<div> <div>  0,02 OK/08 Oberkante Rohdecken 0,02 OK/07 Oberkante Fertigfußboden </div> <div>  0,01 OK/10 Unterkante Rohdecken 0,01 OK/09 Unterkante Fertigplatte </div> <div>  BR1 Brüstungsbrille LBR1 Leuchte Rahmenloch LBR2 Leuchte Rahmenbohrung </div> <div>  RBR1/R2 Rohbauöffnung / Rohdeckspeicherung FBR1/F2 Fertigbauöffnung / Fertigdeckspeicherung </div> </div>			
<div> <div> <div> <div>  HLS </div> <div>  BD </div> <div>  ELT </div> </div> <div> <div>  HLS </div> <div>  BD </div> <div>  ELT </div> </div> <div> <div>  HLS </div> <div>  BD </div> <div>  ELT </div> </div> <div> <div>  HLS </div> <div>  BD </div> <div>  ELT </div> </div> </div> </div>			
<div> <div> <div> <div>  HLS </div> <div>  BD </div> <div>  ELT </div> </div> <div> <div>  HLS </div> <div>  BD </div> <div>  ELT </div> </div> <div> <div>  HLS </div> <div>  BD </div> <div>  ELT </div> </div> <div> <div>  HLS </div> <div>  BD </div> <div>  ELT </div> </div> </div> </div>			
<div> <div> <div> <div>  HLS </div> <div>  BD </div> <div>  ELT </div> </div> <div> <div>  HLS </div> <div>  BD </div> <div>  ELT </div> </div> <div> <div>  HLS </div> <div>  BD </div> <div>  ELT </div> </div> <div> <div>  HLS </div> <div>  BD </div> <div>  ELT </div> </div> </div> </div>			
<div> <div> <div> <div>  HLS </div> <div>  BD </div> <div>  ELT </div> </div> <div> <div>  HLS </div> <div>  BD </div> <div>  ELT </div> </div> <div> <div>  HLS </div> <div>  BD </div> <div>  ELT </div> </div> <div> <div>  HLS </div> <div>  BD </div> <div>  ELT </div> </div> </div> </div>			
<div> <div> <div> <div> HLS </div> <div> BD </div> <div> ELT </div> </div> <div> <div> HLS </div> <div> BD </div> <div> ELT </div> </div> <div> <div> HLS </div> <div> BD </div> <div> ELT </div> </div> <div> <div> HLS </div> <div> BD </div> <div> ELT </div> </div> </div> </div>			

[illegible]

Grundriss OG +02 / Bauteil E

AUSFÜHRUNGSPLANUNG

<p>PROJEKT / BAUSTELLE</p> <p>Generalsanierung Hebelschule</p> <p>Hebelsstraße 15 70822 Tübingen-Neustadt</p>	
<p>PLANUNGST Sichtbalkenwände 2. OG</p>	<p>PLANNR. 12_27.0</p> <p>KOSTENST. 1.50</p>
<p>PLANNAME 20002_7012_27.03 Grundriss 2. OG V1</p>	<p>DATUM 01.04.2028</p> <p>SEITEN 22 - 106</p>
<p>PROJEKT NR.: 7012</p>	<p>PLANGRÖSSE: GEZ. 841 x 1700 Planungsbereich ABR3</p> <p>TR: 1:10/34.16/37.15/50.01/100.00/200.0</p>
<p>BAUPATRON: Stadtk. Tübingen-Neustadt Bauher: Ansdorff</p> <p>Planungsstraße 24 70822 Tübingen-Neustadt</p> <p>TEL: 07141 206-0 Mail: Bauher@t-n.eu</p>	<p>PLANVERZEICHNIS: AN DER MILCHTURBÜSSE</p>  <p>Partner : Fröndens-Erdre Altkanzen: Partner/Ed Möbler : 37000 Freiburg Fax: 07141 479 80-5 info@milchturbusse.de</p>